












Competitor Briefing 2: –

Saturday 29<sup>th</sup> October – Day One – Cars 6.30am

		Aids	Comments
1.	Welcome to Day 1 - 2011 Kickstarters Gascoyne Dash		
2.	Read Duty of Care Statement		
3.	This briefing is for; <ul style="list-style-type: none"> <li>• General info</li> <li>• Bulletins (if any)</li> <li>• Start Line Procedures</li> <li>• Refuelling</li> <li>• Flags</li> <li>• Signage</li> <li>• Checkpoints/Fuel Stops</li> <li>• Emergency Procedures</li> </ul>		
4.	Intro CAMS Stewards Rod Pearson and Phil Bolden		
5.	<ul style="list-style-type: none"> <li>• Leg 237 Loop to start and finish here.</li> <li>• The course consists of mainly hard surfaced station tracks, rocky hill climbs, fence lines and roads, with some sandy river sections.</li> <li>• 4 fuel stops.</li> <li>• 2 Road Crossings</li> <li>• Start Time is 7am so get ready and on line after this briefing</li> </ul>		
6.	Read Bulletins?		
7.	<b>Questions from Bulletins?</b>		
8.	<b>Start &amp; Finish Procedures SR 15</b>		
9.	<ul style="list-style-type: none"> <li>• Dieter to provide countdown sequence. Demo on stage if possible</li> <li>• Finish – Leave cars in Pits. Parc Ferme until midday or Race Directors instructions</li> </ul>		
10.	<b>Questions from Start &amp; Finish Line Procedures briefing?</b>		

11.	<b>Flag Procedures SR 13</b>		
12.	Demonstrate red flag Red Flags demand an IMMEDIATE stop.		
13.	Demonstrate yellow flag Danger ahead – slow and be prepared to take avoiding action.		
14.	Demonstrate white flag Slow moving or service vehicle on the track		
15.	Demonstrate green flag All clear Ahead. Will be used to restart race after red flag stoppage		
16.	Demonstrate finish flag		
17.	Start Flag – if lights fail – DROP of Australian Flag		
18.	<b>Questions from Flags section of briefing?</b>		
19.	<b>Signs SR 13</b>		
20.	Directional		
21.	Caution		
22.	Pre Danger		
23.	Danger		

24.	No road Orange Bunting across a road denotes a NO ROAD		
25.	<b>Questions from Signs section of briefing?</b>		
26.	<b>Checkpoints/Fuel Stops/Hots Areas /Road Crossings SR 11</b>		
27.	<ul style="list-style-type: none"> <li>• 2 Road Crossings – CP 1 – Lyons North, CP2 Junction. Signed as CP 1km, CP 100 metres, Operator will have stop/slow sign, AWAY. Between CP 100 metre and AWAY sign the speed limit is? 1<sup>st</sup> gear idle</li> <li>• What do you do if stop/slow baton is STOP? Stop. Can you claim a time adjustment? Yes SR 21 – how long do you have and who do you report to? 30 mins from finish and CRO</li> <li>• Speed limit from Fuel Stop entry to AWAY sign? First gear idle</li> <li>• Fuel stops also have HOT AREAS</li> <li>• For your Pit Crew - Fuel stop entries from main roads clearly marked CP then Name</li> </ul>		
28.	<b>Questions from Checkpoints/Fuel Stops/Hots Areas</b>		
29.	<b>Refuelling SR 14</b>		
30.	<p><b>No refuelling in camp area; all refuelling in designated area at rear of main shade</b></p> <p><b>Refuelling only in REFUELLING AREA</b></p> <ul style="list-style-type: none"> <li>• <b>Car must be stopped with engine off</b></li> <li>• <b>All occupants out of car</b></li> <li>• <b>Long sleeves, trousers and shoes attire in fuelling area</b></li> <li>• <b>No one without necessary clothing allowed within 2 metres of refuelling – this is competitors responsibility to check</b></li> <li>• <b>Fuel will be available for those that need it and have not ordered at a Checkpoint. The fuel comes at an extra cost which is covered in Supp Regs</b></li> </ul>		
31.	<b>Questions from Refuelling</b>		
32.	<b>Emergency Procedures SR 13</b>		

33.	Render assistance whenever necessary – time adjustments can be applied for and is covered in Supp Regs SR 21		
34.	SOS panel – display if necessary. One in each Competitor Pack		
35.	If broken down or injured stay near your machine in shade – HELP IS ON THE WAY		
36.	UHF radios Cars set to channel 11 to warn cars in front Emergency channel is 5 to call for help Make sure radio is ON!!!! On channel 11		
37.	Hydration – if it ain't clear you are not drinking enough water		
38.	ALL DNFs are to report to CRO and advise they are in		
39.	<b>Questions from Emergency Procedures section of briefing?</b>		
40.	Do our CAMS Stewards have anything to add?		
41.	Next briefing is 6.30am tomorrow morning		
42.	Other questions? Let's get to the start line – 7am start. Safe driving and have fun		

Signed by presenter.....

Signed by CAMS Steward.....